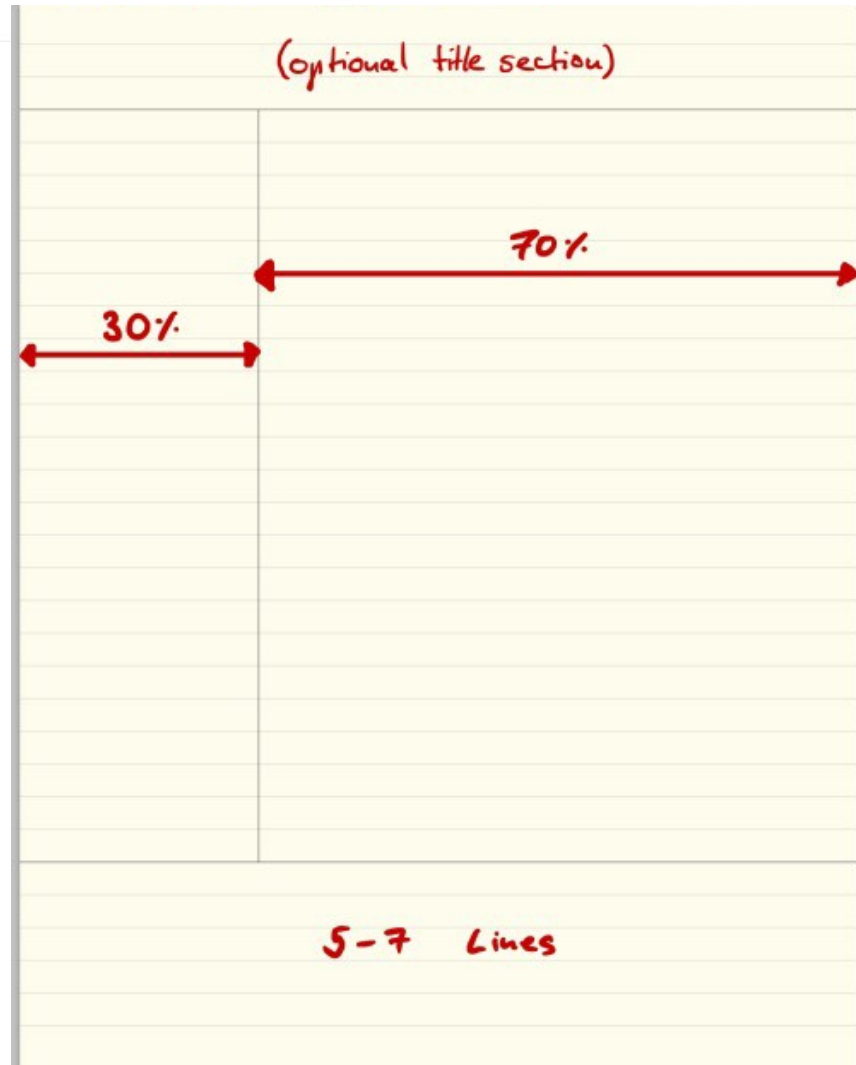



# Planning and Notetaking



- Using a ruler, draw these lines on your page.
- The vertical line should be about double the margin.
- The horizontal line should be about 5-7 lines up from the bottom of the page.



<https://www.youtube.com/watch?v=ErSjc1PEGKE>



<b>TITLE</b>		<u>Date</u>
<i>Keywords</i>	<ul style="list-style-type: none"> <li>• Main notes               <ul style="list-style-type: none"> <li>◦ ideally, using abbreviations</li> </ul> </li> </ul>	
<i>Questions</i>	<ul style="list-style-type: none"> <li>• Key thoughts</li> </ul>	
<b>SUMMARY</b>		

## Cornell Notes

Name \_\_\_\_\_  
 Date \_\_\_\_\_  
 Class \_\_\_\_\_  
 Period \_\_\_\_\_

<ul style="list-style-type: none"> <li>• Main Idea</li> <li>• Key Question (after notes are completed)</li> </ul>	<ul style="list-style-type: none"> <li>• Key words &amp; ideas</li> <li>• Important dates/people/places</li> <li>• Repeated/Stressed Info</li> <li>• Ideas/brainstorming written on board / overhead projector</li> <li>• Info from textbook/stories</li> <li>• Diagrams &amp; Pictures</li> <li>• Formulas</li> </ul>
---	--

---

Summary of your notes in your own words

# Split-Page Note Taking

**Why  
should  
you  
take  
notes?**

- To minimize your “rate of forgetting”
  - ☑ Dr. Walter Pauk, Cornell University Reading Center - Research
  - ☑ Don't take notes = **Forget 60 % in 14 days**
  - ☑ Take some notes = **Remember 60 %**
  - ☑ Take organized notes and do something with them = **Remember 90-100% indefinitely!**

## Pros:

- Quicker than writing full sentences.
- Forces you to listen for the really important information.
- Makes sure that you really *think* about what is being taught.
- Provides a great overview for revision.
- Easy to find key points when practising recall.

## Cons:

- You have to draw three lines first.

# Why Good Notes Matter

## In-class benefits

- Taking good notes in class is an important part of academic success.
- Actively taking notes during class can help you focus and better understand main concepts.
- Good note-taking will improve your active listening, comprehension of material, and retention. It will help you better remember what you hear and see.

## Post-class benefits

- After class, good notes are crucial for reviewing and studying class material so that you better understand it and can prepare appropriately for exams.
- Efficient and concise notes can save you time, energy, and confusion that often results from trying to make sense of disorganized, overwhelming, insufficient, or wordy notes.
- Good notes can provide a great resource for creating outlines and studying.



# Summarisation

Summarising and condensing study notes will help you reduce the amount of information you need to know and means that your journey to exams can be more efficient.

- Explore the main idea and sub-themes
- Underline essential information (*Don't stop here, this is just colouring if you stop here*)
- Make extra notes in the margins (*Or ask questions to think about later*)
- Create study notes (*Can be done online/ on mobile/ voice notes*)
- Organize your notes mentally (*This can be dual-coded*)
- Get down to work and learn (*revision strategies*)

Planning to use the notes:

**What do we do with the notes we have taken?**

Write down three suggestions based on what you know about learning.



## 5 Rs of Note Taking



### Record

During the lecture, record meaningful facts and ideas



### Reduce

As soon as possible after class, summarize these ideas



### Recite

Cover the Main Note Area and using only the Key Words or Summary recall as much of the Information as you can.



### Reflect+

Thinking about the information will give you the opportunity to make connections that are not easy to see in the beginning.



### Review

10 minutes after every class and reviewing notes, will help you retain most of what you have learned and prevent the need for "all-nighters"







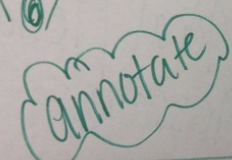
# Brain Dumps



TTS 7's first KEYWORDS



Context clues 


Inferences 

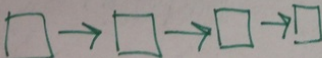
annotate 


Reading


Text Structure

Prob/solution  → 

Compare/contrast 

Sequence 

description 

Cause/effect 

Figurative lang.

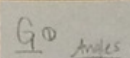


SMAPHO


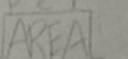
- S simile (like/as compare)
- M metaphor (compare)
- A alliteration (repeats same 1st sound)
- P personif.
- H hyperbole (exagg.)
- O onomat

Poetry

- enjoy
- fig. Lang.
- Meaning

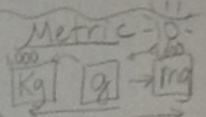
image repeat  
idioms  
rhyme

Geo Angles  right  acute  obtuse

MD  AREA 

Customary

- 12 in. = 1 ft
- 3 ft = 1 yd.
- 5,280 ft = 1 mi
- 1,760 yd. = 1 mi
- 8 oz. = 1 lb.
- 16 oz. = 1 lb.
- 2,000 lb. = 1 T

Metric 

- 1000 g = 1 kg
- 1000 mg = 1 g
- 1000 L = 1 m³
- 1000 m = 1 km

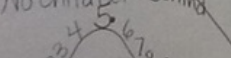
Plug it in, plug it in!  
(use answers esp variables)


balance the equation

- make a table!

NBT

No Child Left Behind

Rounding Rainbow 

rounding sandwich 

PE(MD)(AS)

MSB

- multiply
- divide
- subtract
- add

equivalent  
x  
reduce  
+

## 5 Rs of Note Taking



### Record

During the lecture, record meaningful facts and ideas



+



### Reduce

As soon as possible after class, summarize these ideas



+



### Recite

Cover the Main Note Area and using only the Key Words or Summary recall as much of the information as you can.

+

### Reflect

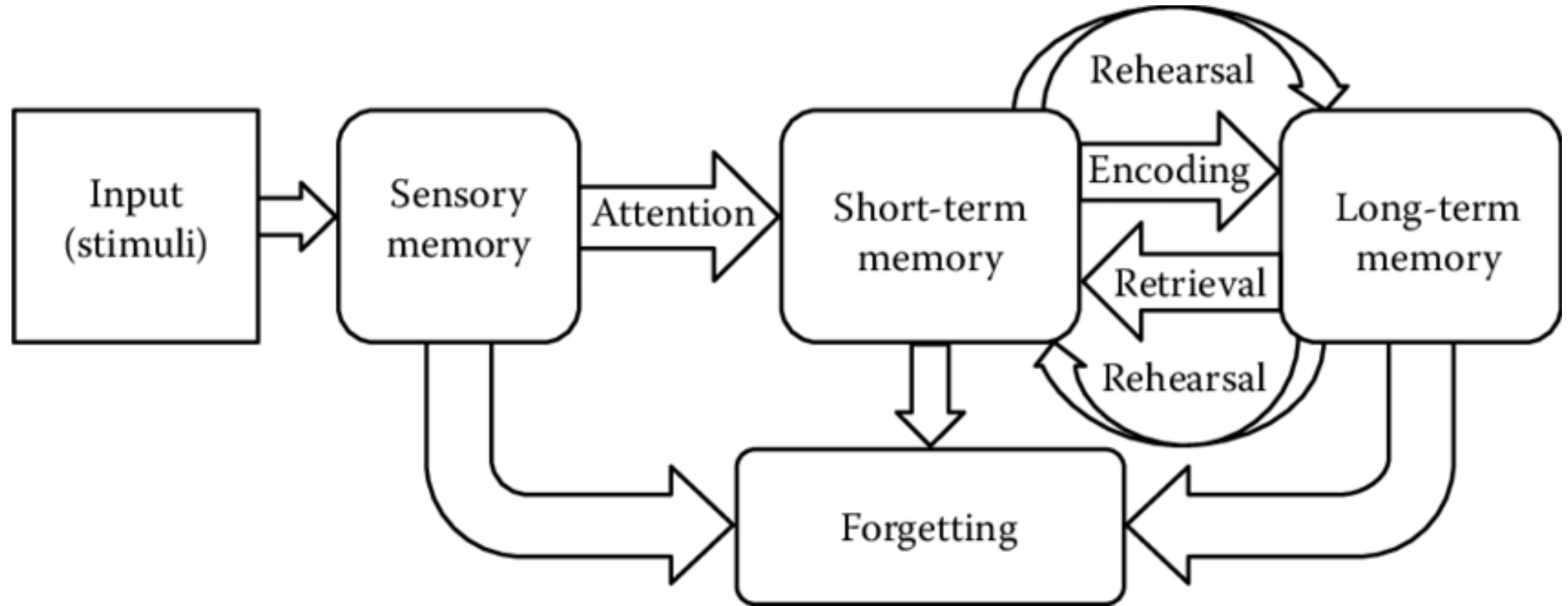
Thinking about the information will give you the opportunity to make connections that are not easy to see in the beginning.

+



### Review

10 minutes after every class and reviewing notes, will help you retain most of what you have learned and prevent the need for "all-nighters"





- Brief answers
- Mostly facts and numbers.
- Great for quotes
- Don't cheat
- Test each other
- Use images
- You can use online pre-prepared quizzes like Quizlet.

## Flash Cards



- Vary the questions each time.
- Refer back to previous questions.
- Don't cheat.
- Think about 'Elaboration'.
- Quiz your friends.
- Have a competition.
- Use online quizzes and tests like Hegarty.

## Quizzes



- Teach someone who doesn't know.
- Discuss with each other.
- Think about why the information is important.
- What is the most important piece of information and why.
- Write out ideas using academic writing.
- Think about how this would fit into an exam.
- Practice using essay style explanation.

## Think





## 5 Rs of Note Taking



### Record

During the lecture, record meaningful facts and ideas



### Reduce

As soon as possible after class, summarize these ideas



### Recite

Cover the Main Note Area and using only the Key Words or Summary recall as much of the information as you can.



### Reflect

Thinking about the information will give you the opportunity to make connections that are not easy to see in the beginning.



### Review

10 minutes after every class and reviewing notes, will help you retain most of what you have learned and prevent the need for "all-nighters"



# Recipe for effective revision & successful results ...



## 5 Rs of Note Taking



### Record

During the lecture, record meaningful facts and ideas



### Reduce

As soon as possible after class, summarize these ideas



### Recite

Cover the Main Note Area and using only the Key Words or Summary recall as much of the information as you can.



### Reflect

Thinking about the information will give you the opportunity to make connections that are not easy to see in the beginning.



### Review

10 minutes after every class and reviewing notes, will help you retain most of what you have learned and prevent the need for "all-nighters"



**Plan Ahead!**

Revision needs to start as soon as possible. You already need to consider all of the topics and facts from Year 10. What revision plan could you put in place for this half term?

Monday	Tuesday	Wednesday	Thursday	Friday	Saturday	Sunday
English Language P1 Q4		Science- Physics		English Language P1 Q2&3		Maths- Algebra
Science- Biology		Maths- Conversion		Maths- Graphs		Science- Chemistry
Maths- Trigonometry	Science- Chemistry	English Language P2 Q4				English Language P2 Q2&3

Plan your revision strategy like the one below. Go more in depth and realistic by including a specific topic or focus.